

Solar Panel & Mounting Bracket

Surface Of Solar Panel Must Face South

360° Solar Mounting Stub

Control Cabinet

(1)

(2) (3)

Sign OPTIONAL

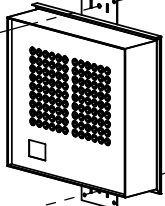
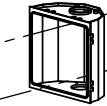
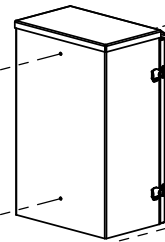
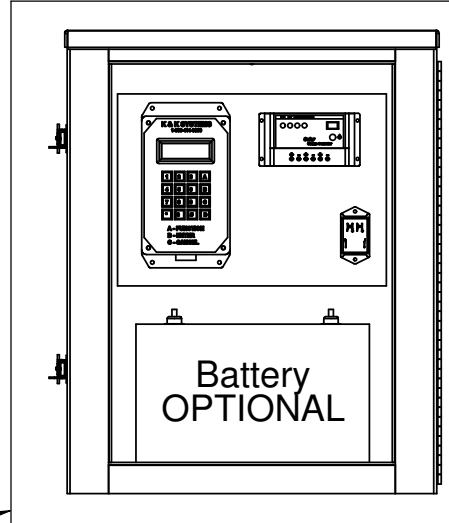
Cutaway

6" Wood Post
(NOT INCLUDED)

Check Local Codes
For All Measurements

Recommended 84"

Ground Level



Recommended Hardware (NOT INCLUDED)

ITEM	PART NO.	DESCRIPTION	QTY.
1	(6" Post) 5/16 X7½ HB	5/16" X 7½" Hex Head Bolt	9
2	5/16 FW	5/16" Flat Washer	18
3	5/16 LN	5/16" Nylon Lock Nut	9

PROPRIETARY AND CONFIDENTIAL

INFORMATION CONTAINED IN THIS DRAWING IS THE SOLE PROPERTY OF K&K SYSTEMS. REPRODUCTION IN PART OR AS A WHOLE WITHOUT THE WRITTEN PERMISSION OF K&K SYSTEMS IS PROHIBITED.

More support documents are located on this products web page listed under: "View Support Documents"

K&K SYSTEMS, INC.

687 PALMETTO ROAD
TUPELO, MS 38801
888-414-3003
www.k-systems.com

MODEL NO: 112-S12R Single Head

SHEET NO: Wood Post

DATE: 8/12/2011